

THE AUSTRALIAN WOODTURNING EXHIBITION

Reg No B1410193Z

13th 14th & 15th JUNE 2008

Conditions of Entry

Competition and Sale

Entries Close 23th May 2008

**WARATAH ROOM
WHITEHORSE CENTRE**
(rear of Council Chambers)
**397 WHITEHORSE ROAD
NUNAWADING, VICTORIA 3131**
(Melway Ref. 48 G 9)

Public showing

Friday 13th June 2008 - 10.00am to 8.30pm

Saturday 14th June 2008 - 10.00am to 5.00pm

&

Sunday 15th June 2008 - 10.00am to 4.00pm

with presentation of awards at 4.10pm

www.theaustralianwoodturningexhibition.com

-e-mail:- awtex@bigpond.net.au

MAJOR SPONSOR

DREMEL®

Presented by

KOONUNG WOODTURNERS GUILD INC

Reg No A0033752T

With support of

The City of Whitehorse

Exhibitors who elect to hand deliver their exhibits should note the change of day and location. Exhibits will be received at the Studio, Whitehorse Centre on Tuesday 10th June from 1.30pm – 9.00pm. Exhibits are NOT to be delivered to the Whitehorse Centre prior to this date and time.

Packaging for hand delivered exhibits is at the exhibitor's discretion.

Exhibits that are unable to be delivered during the above time can be consigned/delivered to Storage King, Bulleen, refer below for address.

Conditions of Entry

The Australian Woodturning Exhibition will accept a **maximum of one item per category in one of the following sections -**

Open – no restriction on who may enter this section. Professional woodturners will always be deemed to be open exhibitors. Any exhibitor who won a first prize as a novice in the 2005 Exhibition or who won a first prize with an allocation of 170 points, or above, in the 2006 or 2007 Exhibition must enter the 2008 Exhibition in this section.

Novice – exhibitors who are not described above and any exhibitor who has not been awarded a place as an Open entrant in The Australian Woodturning Exhibition from their last three annual entries may also elect to enter this section.

Student - full time students.

Acacia & Eucalypt Awards - In addition, exhibits from either section, with the exclusion of the Wood Art category, may also be considered for Acacia or Eucalypt awards. Exhibits for these awards must comprise 100% of the respective genus. It is the responsibility of the entrant to name the timber(s) comprising the exhibit in the exhibit description and tick the appropriate box on the entry form if entering for either of these awards. Where there is no indication of intent to enter either of these awards or no description of timbers used the exhibit will not be considered for either of these awards.

Please Note:- The Exhibition Committee uses "Australian Trees and Shrubs Common and Scientific Names" second edition 2006 by International Wood Collectors Society, as its reference to timber species for these awards.

Eligible exhibits for categories A to P and S are,

- exhibits that have been hand turned exclusively by the entrant from wood or wood products. Functional materials to complete the exhibit are acceptable, eg. clock mechanisms, tapestries etc.

Eligible exhibits for categories A to P and S, continued

- exhibits that clearly demonstrate the use of hand turning skills, with the lathe playing a major role in the making process.
- exhibits that have not been entered in a previous Australian Woodturning Exhibition
- any embellishment (painting, carving etc) must be completed by the entrant

Eligible exhibits for category R, Wood Art

This category has no restrictions other than it must be obvious that the lathe played a part in the making process and the exhibit contains some wood or wood products. The entry may be a collaborative piece, it may comprise any other materials, it may be painted, it may be carved or it may include any other design feature. Entries into this category will not be eligible for Best of Show, Eucalypt or Acacia awards or the Peter Robson award.

Entry Fees: -

Open Categories A to R inclusive \$8.00 per item

Novice Categories A to R inclusive \$5.00 per item

Category S Nil

Entry fees plus return freight, if applicable, must accompany entry forms.

Exhibitors are encouraged to offer their exhibits for sale as the retained commission helps offset the exhibition running costs.

Entrants must nominate (on the entry form) the sale price of each exhibit that is available for sale. Exhibits 'not for sale' should have NFS shown in selling price column.

The Committee will retain a 20% commission from the nominated sale price of each exhibit sold.

The organizing committee will take due care, but exhibits are entered at the entrant's own risk. Insurance against loss or damage, if required, is the responsibility of the entrant.

The committee will subsidise return freight of up to \$30 per entrant on exhibits entered 'available for sale' but which are not sold at the Exhibition. Exhibits not offered for sale will not have return freight subsidised.

Prizes

Prizes will be awarded to -

- the winner of each category in Open section
- the winner of each category in Novice section
- the winner of Student section

In addition -

Prizes will be awarded to –

- the exhibit considered to be Best of Show. Note:- only exhibits entered in the Open section will be considered for this prize
- the exhibit considered Best Novice
- the best exhibit in each of Open and Novice sections using Australian Eucalypt
- the best exhibit in each of Open and Novice sections using Australian Acacia
- the best exhibit in each of Open and Novice sections in Category “R” Wood Art
- the Peter Robson award will be presented for the best lidded box in the Open section only.

Judging criteria

All eligible exhibits will be judged.

Three judges will adjudicate the open section and a further three judges will adjudicate the novice and student sections.

Judging process for entries in categories A to P and S

Stage 1

Initially, each judge will individually select up to five exhibits that he/she considers could obtain a place in each category. This process will identify a maximum of 15 exhibits (3 judges each choosing up to 5 exhibits) in each category and it will only be these exhibits that progress to Stage 2 judging.

Stage 2

Individually, each judge will assess the selected exhibits and award a mark from 1 (low) to 20 (high) for each of the following criteria –

- design
- turning
- level of difficulty
- finish

This process will provide a maximum mark for any one exhibit of 240 (3 judges x 4 criteria x 20 marks)

Marks for each category will be ranked and the highest three marks will determine first, second and third places.

These final marks will also be used to determine best of show, best acacia, best eucalypt and the Peter Robson award.

Judging process for entries in category R

All eligible entries will be judged using five criteria and points allocated to accumulate a total score.

Individually, each judge will assess the exhibits and award a mark from 1 (low) to 10 (high) for each of the following criteria –

- level of difficulty
- finish
- compatibility of materials
- quality of workmanship

Individually, each judge will assess the exhibits and award a mark from 1 (low) to 40 (high) for –

- artistic expression

This process will provide a maximum mark for any one exhibit of 240 points (3 judges x 80 points).

Marks will then be ranked and the highest three marks will determine first, second and third places.

The final (total) marks by judging criteria for all categories will be available, on request, for any entrant. However, individual judging marks will not, under any circumstances, be disclosed.

~~THE JUDGES DECISION WILL BE FINAL~~

Entrants in novice section

Please note that for the purposes of the Australian Woodturning Exhibition, an entrant who wins a first prize in any Category, with a minimum of 170 marks will advance to the open section in future years.

A first prize awarded on the basis of 169 marks or less will not advance an entrant to the open section.

How to enter: -

1. Complete and sign an entry form and ensure it is delivered by the due date (**23th May 2008.**) to:

Rick Gilks,
43 Galahad Crescent
Glen Waverley, Vic, 3150

As the Exhibition Catalogue will be printed using detail from the entry form, this form **must** be received by the due date. Entries received after this date will not be included in the Exhibition Catalogue.

2. Enclose entry fee, cheque or money order to be made payable to "**The Australian Woodturning Exhibition**", including return freight, if applicable.

3. Label all exhibits with an identification number. Write this identifying number in the space provided on the entry form.

Note: - The identification number will be covered during judging.

4. Indicate N F S on items not for sale.

5. Indicate exhibits being entered for the Acacia or Eucalypt awards and name the timber(s).

Consign/deliver exhibits to: -

The Australian Woodturning Exhibition

Storage King Bulleen

Unit 49 10-12 Manningham Road West

Bulleen, Victoria, 3105

to arrive by close of business Monday 9th June 2008

or

Hand deliver exhibits on: -

Tuesday 10th June 2008 – 1.30pm to 9.00pm

to

WHITEHORSE CENTRE

(rear of Council Chambers)

397 WHITEHORSE ROAD

NUNAWADING, VICTORIA 3131

(Melway Ref. 48 G 9)

Exhibits received after 9.00pm on Tuesday the 10th June may be exhibited but **will not** be included for judging.

Exhibitors who elect to hand deliver their exhibits should note the change of day and location.

Exhibits are **NOT** to be delivered to the Whitehorse Centre prior to 1.30pm Tuesday 10th June. Packaging for hand delivered exhibits is at the discretion of the exhibitor.

Collection of exhibits:- Sunday 15th June 2008, between 5.00pm to 6.00pm at the Whitehorse Centre. If the exhibitor is unable to collect unsold entries the Australian Woodturning Exhibition Committee will only release exhibits to a person nominated on the Entry Form or a person who presents a written authorization to the Committee at time of collection.

Unclaimed exhibits, for which arrangements regarding their return have not been made and/or freight pre-paid by collection time, will become the property of the Committee.

Please note: - If delivering to Storage King, please mark packaging with entrant's name, number of exhibits and number of pieces that comprise each entry.

The Committee


- will accept and display exhibits in the category as entered. However, should the Committee consider that an exhibit has been incorrectly entered into a category then the Committee reserves the right to withdraw that exhibit from judging and,
- also reserves the right to photograph exhibits and publish or otherwise display those photographs for promotional or educational purposes.

Categories and Definitions

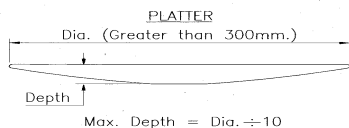
A – Item with natural edge

B – Bowl up to 200mm :- Opening must be greater than 50% of maximum diameter and overall height must be less than maximum diameter

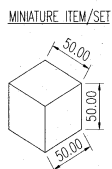
C – Bowl over 200mm:- as for category B above



D – Platter :- A plate exceeding 300mm diameter with its height not more than 1/10th the maximum diameter



E – Miniature item / set:-The complete item must fit inside a 50mm cube



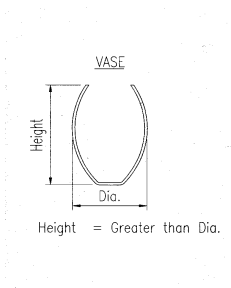
Entire Exhibit to Fit Inside 50mm. Cube

F – Spindle turned Item :- The majority of components must be turned with the grain running parallel with the axis of the lathe and its length must be greater than its maximum diameter

G – Novelty item

H – Identical pair :- Must be identical in design, size and material.

J – Vase :- Height must be more than the maximum diameter

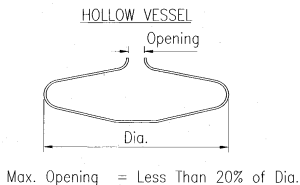


K – Lidded container

L – Clock

M – Laminated / built up

N – Hollow Vessel :- Must be hollowed through an opening which is less than 20% of the maximum diameter. If piece has been joined, the largest join will be considered to be the opening through which the piece has been hollowed.



P – Miscellaneous :- Items that do not fit any other single category (will not be judged if the piece will meet criteria of another category). Pieces with a mixture of other category criteria will be accepted as miscellaneous.

R – Wood Art :- This category has no restrictions other than it must be obvious that the lathe played a part in the making process and the exhibit contains some wood or wood products. The entry may be a collaborative piece, it may comprise any other materials, it may be painted, it may be carved or it may include any other design feature

S – Student :- Full time student

Notes

***Please note the change of day and location for hand delivered exhibits –
1.30pm – 9.00pm
Tuesday 10th June at the Whitehorse Centre***